



Welcome to COMP 530

Don Porter



Welcome!

- Today's goals:
 - Give you a flavor of my teaching style with a mini-lecture
 - Cover course organization
- My high-level goals for the class:
 - Demystify how computers work (No magic)
 - Learn core principles: secure multiplexing, scheduling, concurrency, performance analysis
 - This is a class for everyone, not just gurus
 - **Challenging, but supportive, environment**



Waiting List

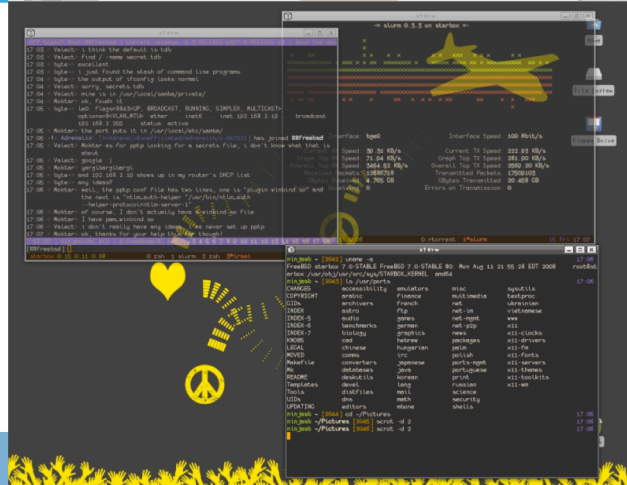
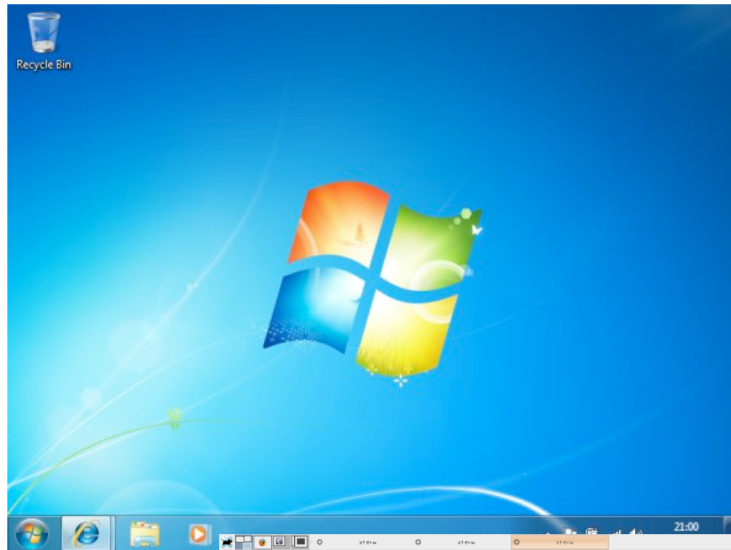
- If you are trying to get into the class (or the honors section), please fill out the form(s) on the course website:
 - <http://www.cs.unc.edu/~porter/courses/comp530/f18>



So what is an OS?

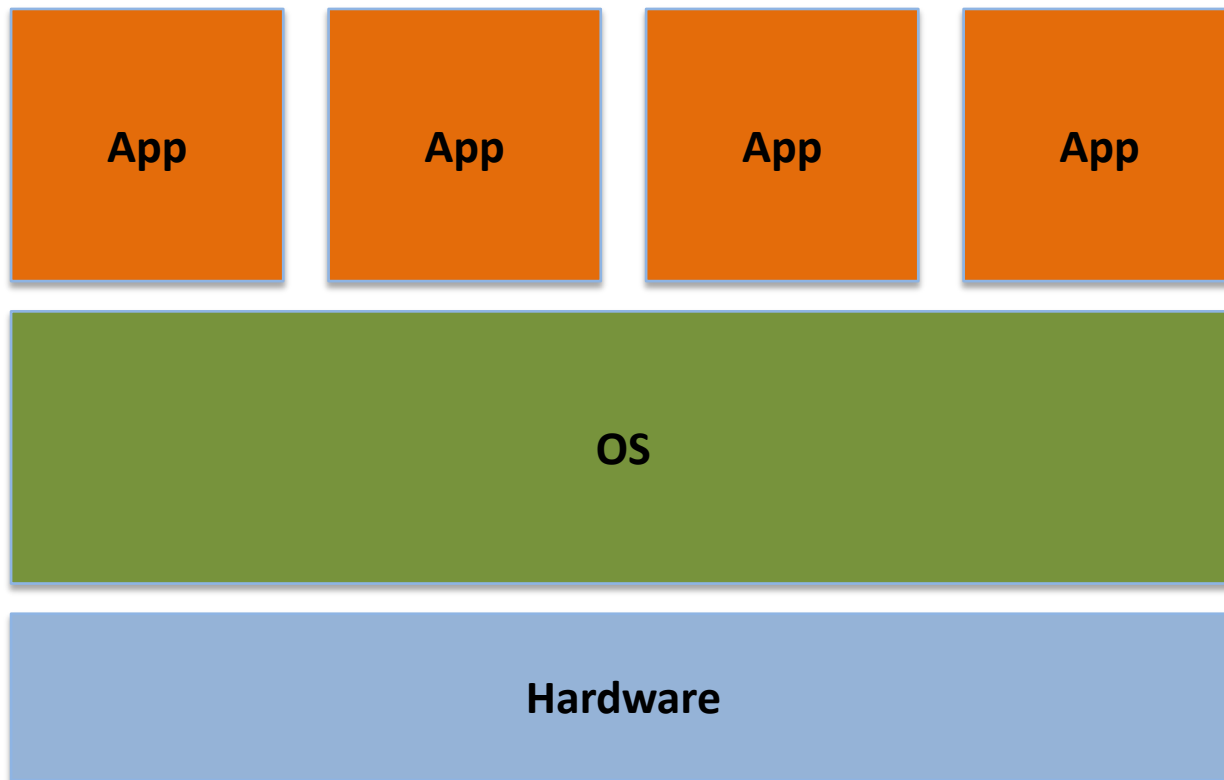


One view of an OS



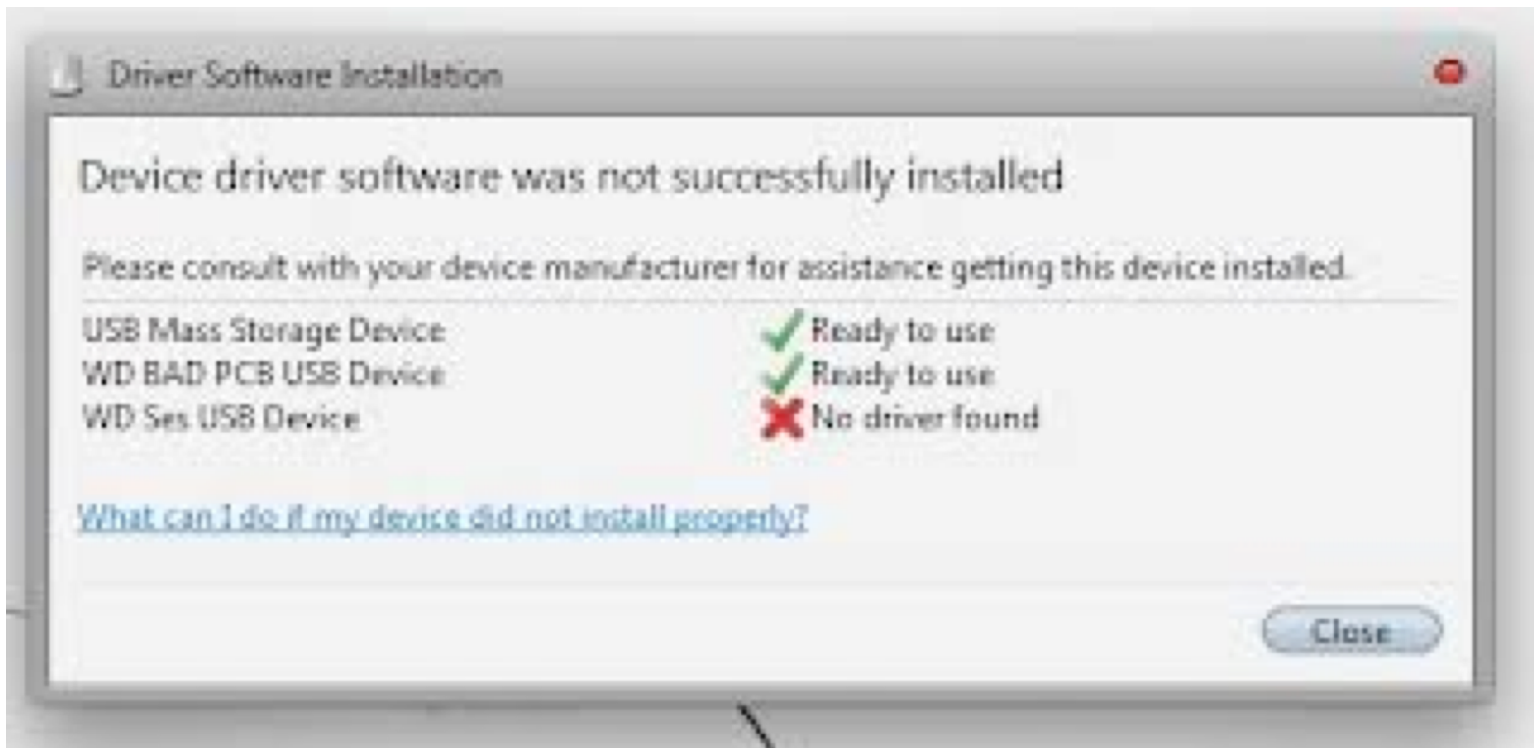


Another simple view of an OS





A less happy view of an OS





So which one is right?

- They all are



An OS serves three masters

1. Give users a desktop environment
2. Give applications a more usable abstraction of the hardware
3. Give hardware manufacturers an abstraction of the applications



Why Study Operating Systems?

- Primary Goal: Demystify how computers work
 - Lots of abstractions and heuristics between your application and the hardware
 - A good computer scientist should understand what happens inside the system when one types a command
- Secondary: Learn how to write robust programs
 - OSes like Linux have many users and work on a wide range of hardware
 - Deal with subtle issues: concurrency, consistency, etc.

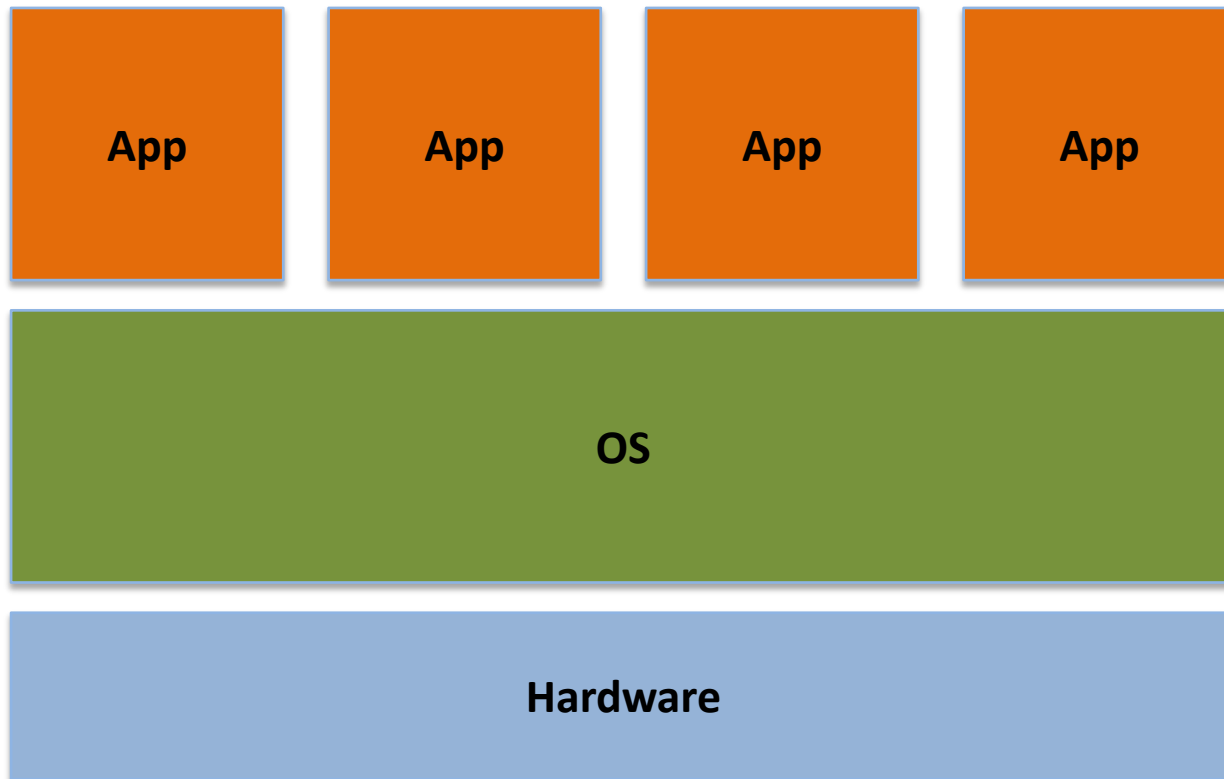


Background (1)

- CPUs have 2 modes: user and supervisor
 - Sometimes more, but whatevs
- Supervisor mode:
 - Issue commands to hardware devices
 - Power off, Reboot, Suspend
 - Launch missiles, Do awesome stuff
- User mode:
 - Run other code, hardware tattles if you try anything reserved for the supervisor

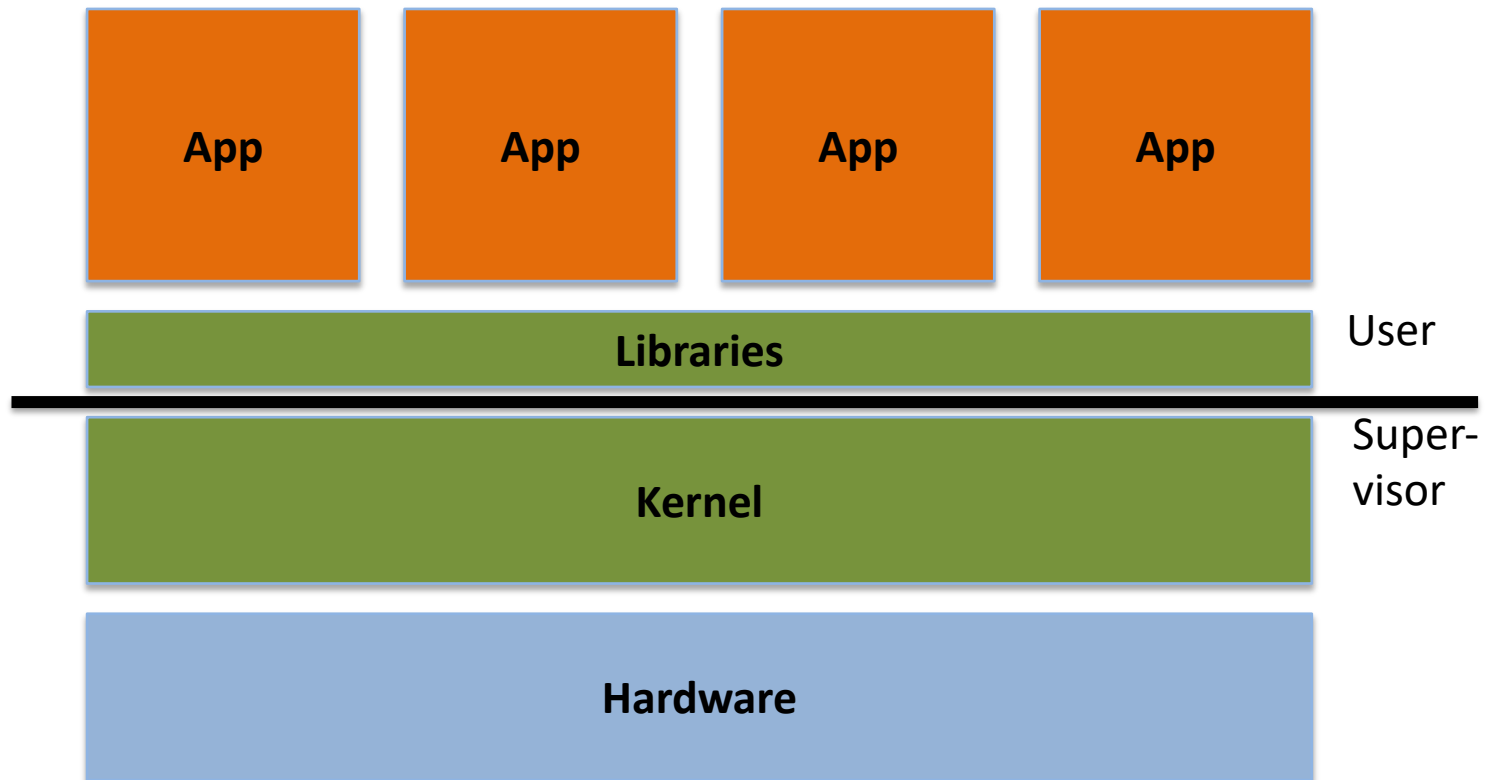


OS architecture





OS architecture



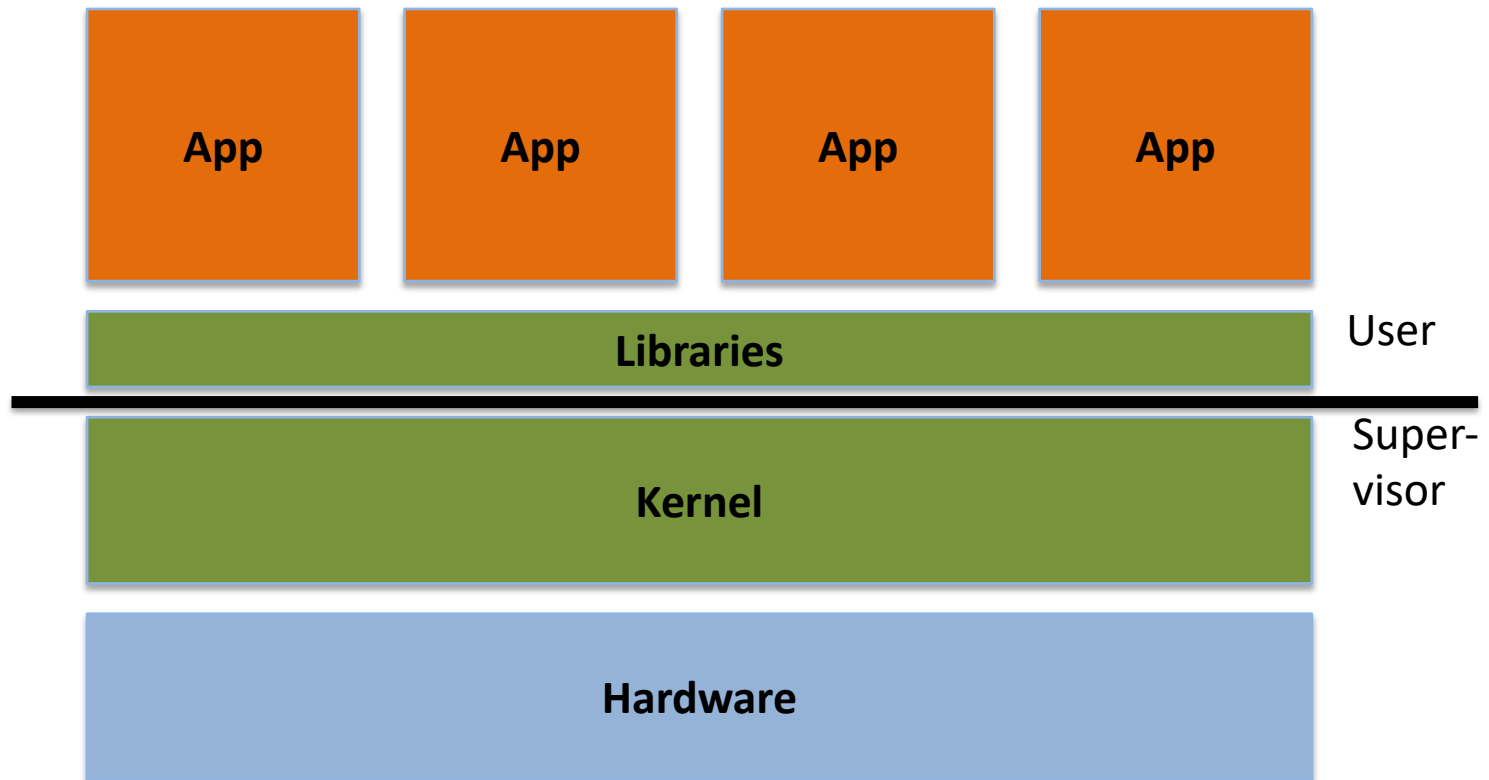


Master #2: Applications

- Application Programming Interface (API)
 - Win32 (Windows)
 - POSIX (Unix/Linux)
 - Cocoa/Cocoa Touch (Mac OS/iOS)
- Application-facing functions provided by libraries
 - Injected by the OS into each application

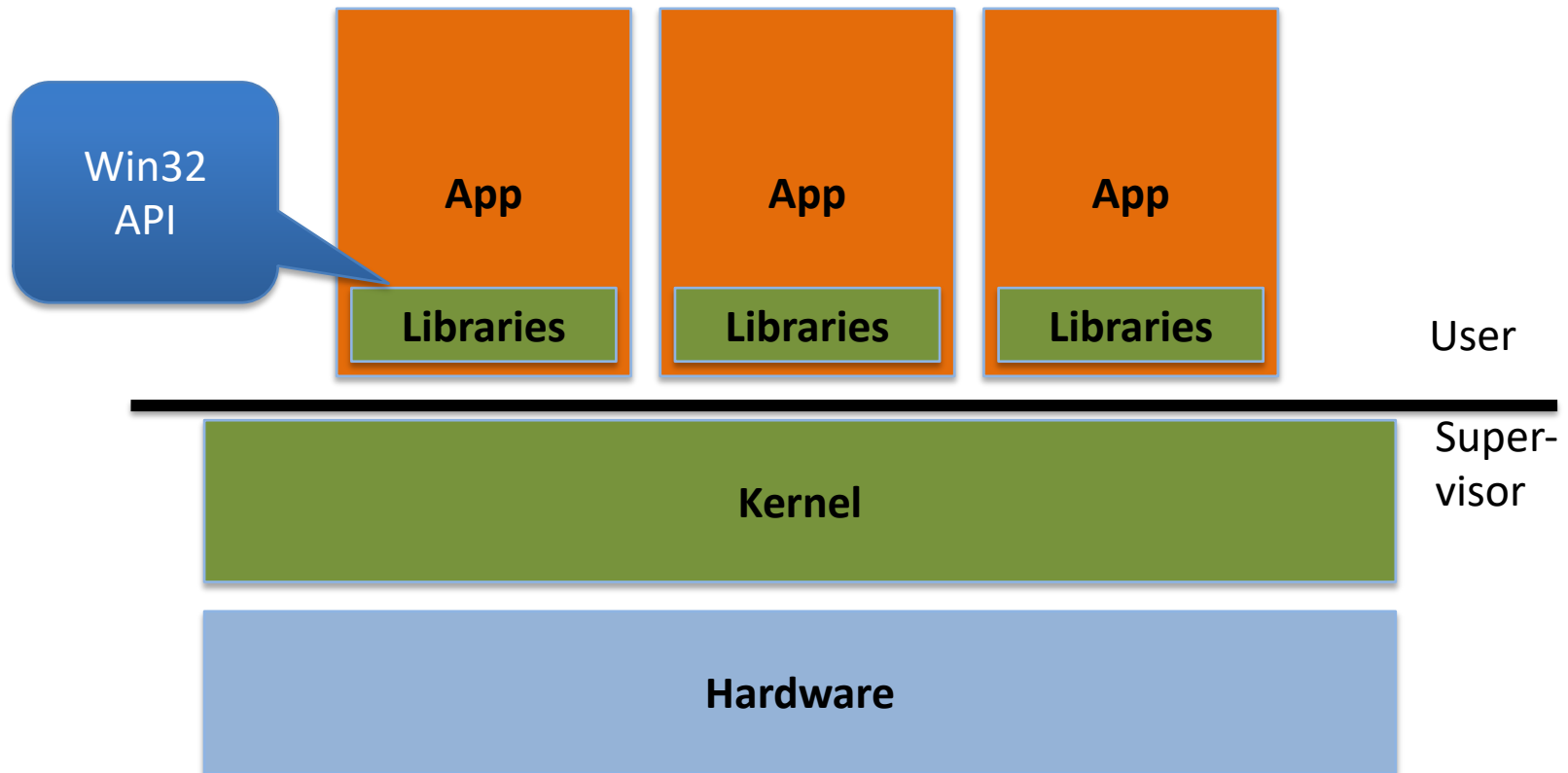


OS architecture





OS architecture





Famous libraries, anyone?

- Windows: ntdll.dll, kernel32.dll, user32.dll, gdi32.dll
- Linux/Unix: libc.so, ld.so, libpthread.so, libm.so



Caveat 1

- Libraries include a lot of code for common functions
 - Why bother reimplementing sqrt?
- They also give high-level abstractions of hardware
 - Files, printer, dancing Homer Simpson USB doll
- How does this work?

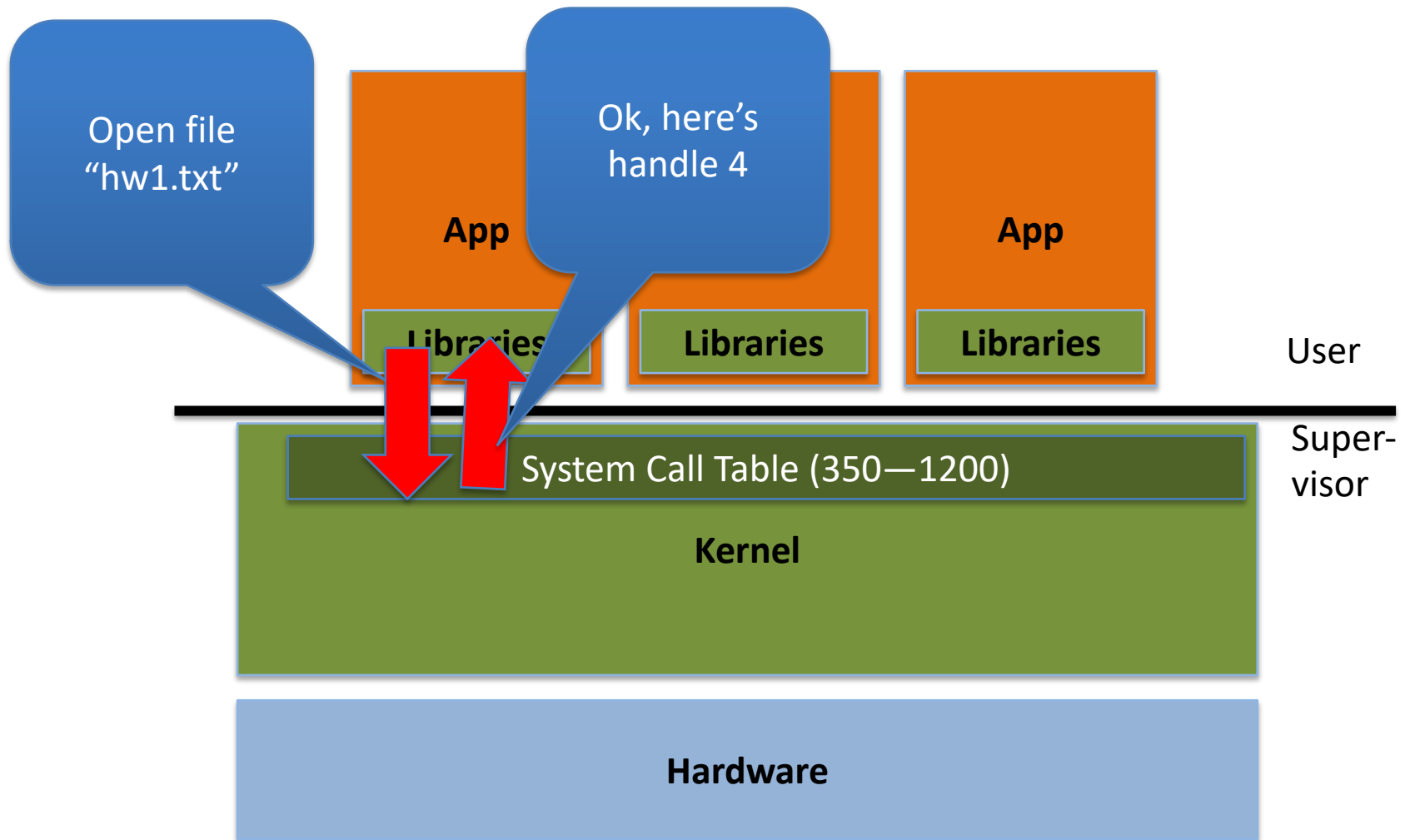


System Call

- Special instruction to switch from user to supervisor mode
- Transfers CPU control to the kernel
 - One of a small-ish number of well-defined functions
- How many system calls does Windows or Linux have?
 - Windows ~1200
 - Linux ~350



OS architecture



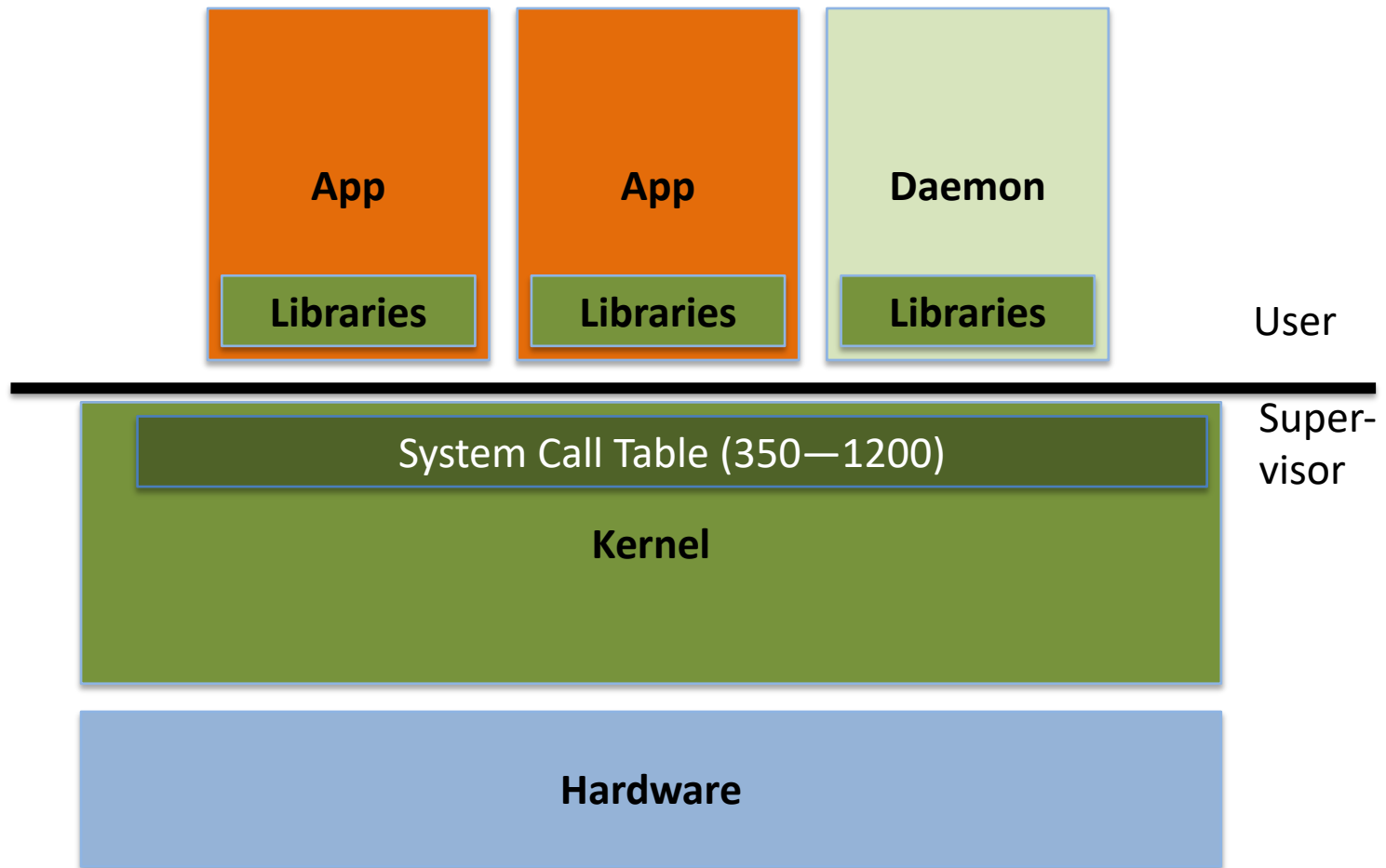


Caveat 2

- Some libraries also call special apps provided by the OS, called a ***daemon (or service)***
 - Communicate through kernel-provided API
- Example: Print spooler
 - App sends pdf to spooler
 - Spooler checks quotas, etc.
 - Turns pdf into printer-specific format
 - Sends reformatted document to device via OS kernel



OS architecture



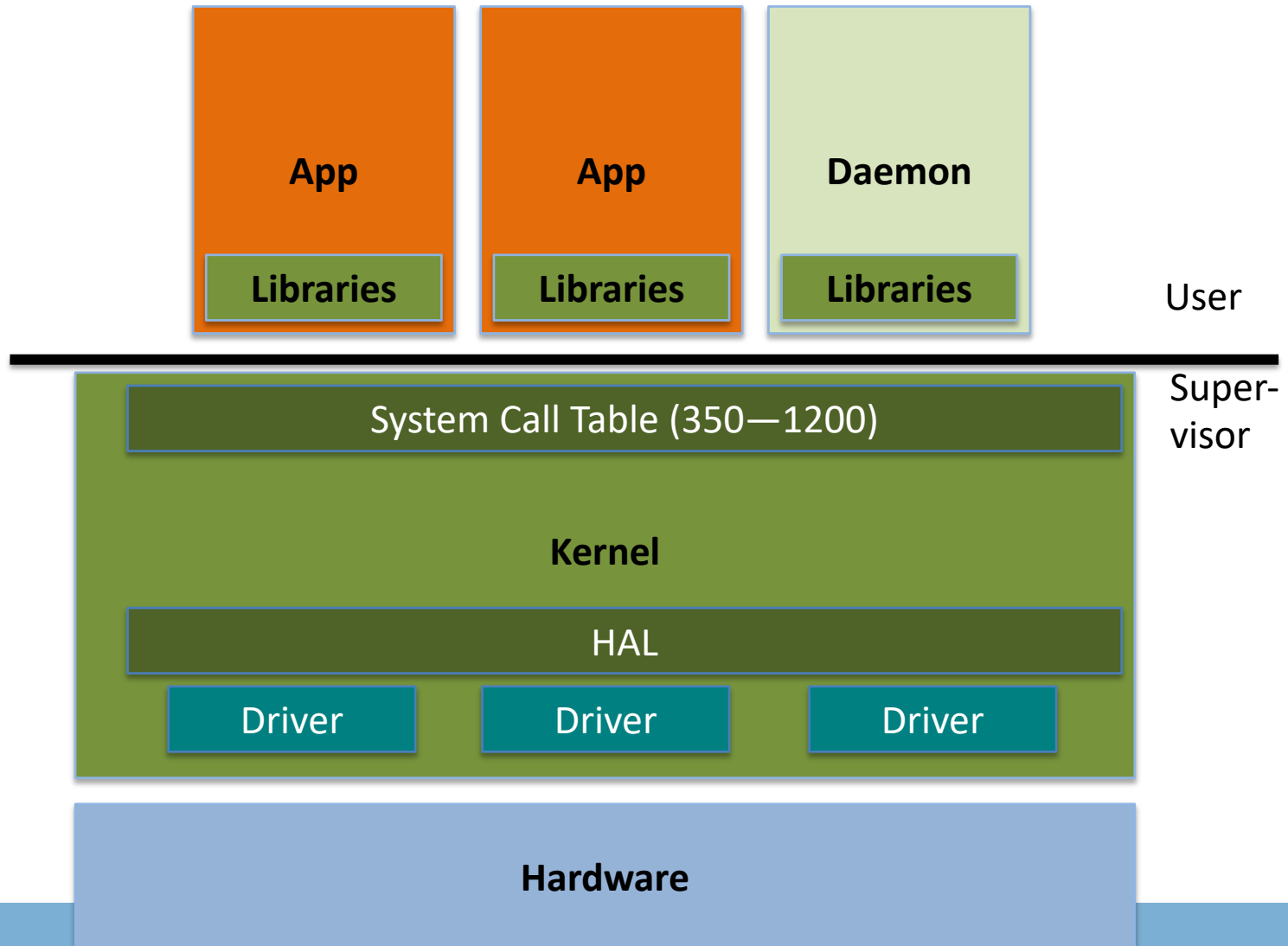


Master 3: Hardware

- OS kernels are programmed at a higher low level of abstraction
 - Disk blocks vs. specific types of disks
- For most types of hardware, the kernel has a “lowest common denominator” interface
 - E.g., Disks, video cards, network cards, keyboard
 - Think Java abstract class
 - Sometimes called a hardware abstraction layer (HAL)
- Each specific device (Nvidia GeForce 600) needs to implement the abstract class
 - Each implementation is called a **device driver**



OS architecture





What about Master 1

- What is the desktop?
- Really just a special daemon that interacts closely with keyboard, mouse, and display drivers
 - Launches programs when you double click, etc.
 - Some program libraries call desktop daemon to render content, etc.



An OS serves three masters

1. Give users a desktop environment
 - Desktop, or window manager, or GUI
2. Give applications a more usable abstraction of the hardware
 - Libraries (+ system calls and daemons)
3. Give hardware manufacturers an abstraction of the applications
 - Device Driver API (or HAL)



Multiplexing Resources

- Many applications may need to share the hardware
- Different strategies based on the device:
 - Time sharing: CPUs, disk arm
 - Each app gets the resource for a while and passes it on
 - Space sharing: RAM, disk space
 - Each app gets part of the resource all the time
 - Exclusive use: mouse, keyboard, video card
 - One app has exclusive use for an indefinite period



So what is Linux?

- Really just an OS kernel
 - Including lots of device drivers
- Conflated with environment consisting of:
 - Linux kernel
 - Gnu libc
 - X window manager daemon
 - CUPS printer manager
 - Etc.



So what is Ubuntu? Centos?

- A **distribution**: bundles all of that stuff together
 - Pick versions that are tested to work together
 - Usually also includes a software update system



OSX vs iOS?

- Same basic kernel (a few different compile options)
- Different window manager and libraries



What is Unix?

- A very old OS (1970s), innovative, still in use
- Innovations:
 - Kernel written in C (first one not in assembly)
 - Co-designed C language with Unix
 - Several nice API abstractions
 - Fork, pipes, everything a file
- Several implementations: *BSDs, Solaris, etc.
 - Linux is a Unix-like kernel



What is POSIX?

- A standard for Unix compatibility
- Even Windows is POSIX compliant!



Administrative

- Syllabus, schedule, homework, etc. posted on course website
- www.cs.unc.edu/~porter/courses/comp530/f18



Prerequisites

- COMP 410 – Data Structures
- COMP 411 – Computer Organization
- The background courses are necessary
- In some cases, industry experience is ok
- C programming
- Basic Unix command-line proficiency



C Programming

- You should have learned C in the prerequisite courses
 - Ok if you are not a C guru (you will be)
- A very good resource is “The C Programming Language” by Kernighan and Ritchie
 - Relatively short, and lots of useful exercises
- If you find yourself struggling with C, consider adding some work from this book to be able to complete this course on schedule



Labs: Learn by doing

- This course is **coding intensive**
 - You should know C, or be prepared to remediate quickly
 - You must learn on your own/with lab partner
- You will write several user-level utilities that exercise OS functionality
 - Challenging work, but a very marketable skill



530H – Honors Section

- There will be an Honors section of COMP 530
- Same lectures, exams, worksheets
- Extra meeting on Friday, same time, in SN 115
- Different Labs
 - 530 “Classic” – user-level programming
 - 530H – kernel-level programming
 - In a simpler OS but real enough to boot on your laptop!
 - More labs (7 vs 5), and **cumulative**
- How to get in:
 - Fill out survey (link on course page)
 - Come to first class
 - Complete lab 0H (note, Lab 0H may be used in lieu of Lab 0 for “classic” students, or for extra credit)
 - After course staff reviews, we will make a decision



Group Policy

- You may do assignments alone, or with as many teammates as you like
- **You must list all teammates in code**
- Caveat 1: Your points are divided by number of group members (e.g., 10 teammates on a 10-point assignment get 1 point each)
- Good news: You need 70 points, 120 possible (see syllabus)
 - Strategy: Consider doing first assignment or two alone, then pairing up
- Caveat 2: All teammates must understand code
 - I reserve right to ask you about the code; if you can't explain it to my satisfaction, you will lose points
 - Also, there may be exam questions on programming assignments
- "Classic Section" – you may change groups on each assignment
- Honors: You may change groups between 0H and 1H; after that, only with instructor consent, as labs are cumulative
 - Also, you need 80/120 points



Productive Frustration

- One of the “meta skills” that distinguishes an excellent programmer is the ability to get un-stuck
 - Fixing a “heisenbug” has this property
- How do you learn this skill?
 - Get stuck on a hard, but solvable problem
 - Learn which strategies will get you moving again
- If you take a quick cheat, you won’t learn the skills to solve truly hard problems



Academic Integrity

- I take cheating very seriously. It can end your career.
 - I check, and report to Honor Court
- In a gray area, it is your job to stay on right side of line
- Never show your code to anyone except your team and course staff
- Never look at anyone else's code (incl. other universities or past sections)
- Do not discuss code; do not debug each other's code
- Acknowledge students that give you good ideas
 - Note liberal group and lateness policies



Why do we care?

- Analogy: This is the programming dojo
 - If you don't do your exercises, you will be unprepared for battle
 - You've wasted your money and both of our time
 - It brings dishonor on the dojo when you lose every battle
- Similarly, a lot of what I have to teach (and what will make you a valuable employee when you graduate) has no short cut
 - How do you learn to punch through a board?
 - You punch a board over and over until your fist goes through it



Integrity Homework

- Exercises applying course policies and ethics to several situations
- Due in class Tues 8/28, please send by email
- Note: no assignments will be graded for you until this is completed



Lateness

- Each student gets 72 late hours for programming hw
 - List how many you use in slack.txt
 - Each day after these are gone costs a full letter grade on the assignment
 - If you work in a team, each member loses 1 hour for each hour late
- It is your responsibility to use these to manage:
 - Holidays, weddings, research deadlines, conference travel, Buffy marathons, release of the next Zelda game, etc.
- 3 Exceptions: illness (need doctor's note), death in immediate family, accommodation for disability



Challenge Problems

- Each lab may include challenge problems, which you may complete for bonus points (generally 5—10 points out of 100)
 - Unwise to turn in a lab late to do challenge problems
 - Can complete challenge problems at any point in the semester---even on old labs
- Indicate any challenge problems completed in challenge.txt file



Lectures

- Discuss and supplement reading material
- An important chance to clarify issues
 - Questions are encouraged!
- I expect you to arrive prepared to answer and ask questions about the reading material
- Everything in lectures may appear on the exams, even if not in the book
- I need you here: Digressions are common to fill in “gaps” and to integrate material from other classes

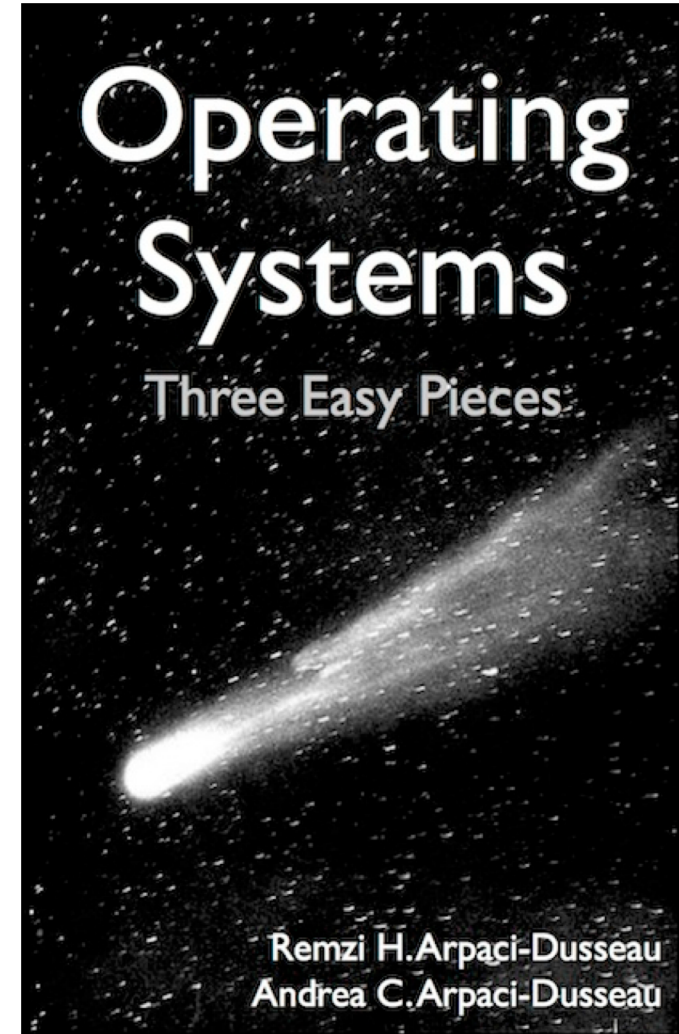


Recordings

- I usually record lectures for students to review later
 - I will share on youtube with cs.unc.edu accounts
 - All students in the course should be given youtube access, but you may need to reset your password
- Recordings are **best effort**
 - Recordings may fail, be unwatchable, or get deleted by accident
 - Or be discontinued if too many students stop attending
 - I need your facial expressions and questions to know if lectures make sense
- Do not use this as a substitute for class attendance

Textbook

- Free online at:
<http://pages.cs.wisc.edu/~remzi/OSTEP/>
- You can buy a hard-copy or ebook format online if you want
- Other optional references, definitely not required





Readings

- My lectures aren't perfect; some concepts are subtle
 - Reading other words can be helpful for reinforcement and clarification
- You will learn more in class if you read before class
 - Can't ask the textbook questions
- 1—2 papers will be posted and discussed; these you should definitely read before class



Course email list

- We will use Piazza this semester. Link on course website
- Will help scale up to a large class
- This is the primary announcement medium
- And for discussions about course work
 - Do not post code here or other solutions
 - Goal: Everyone can learn from general questions
- Material discussed on the mailing list can be an exam question



Worksheets

- You will get worksheets throughout the semester
 - And randomly assigned teams
- These will not be graded, except for participation
- But are valuable practice for the exams

- Do not save these until right before the exam
 - A lot of work
 - The material is cumulative



Other administrative notes

- Read syllabus completely
- Subscribe to the class piazza forum
- 3 exams cover: lectures, labs, mailing list
- All staff email goes to comp530ta-f18@cs.unc.edu
 - Except private issues for instructor only



Special Offer!

- You can write your own exam questions
 - Send them to me in advance of the test, if I like them, I will use them
 - Do NOT share with anyone else



Getting help

- TA's will keep office hours (TBD)
- Instructor keeps office hours
 - Note that “by appointment” means more time available on demand



Github Classroom

- This semester: Experiment with github classroom
- Git/github are powerful and common industry tools
- **Send me your github username ASAP**
 - Create a github account if you don't have one already
- Bear with us as we work out any issues



Questions?

- Remember:
 - Send the instructor your github user ID
 - Do academic honesty homework
 - Lab 0 and 0H out