

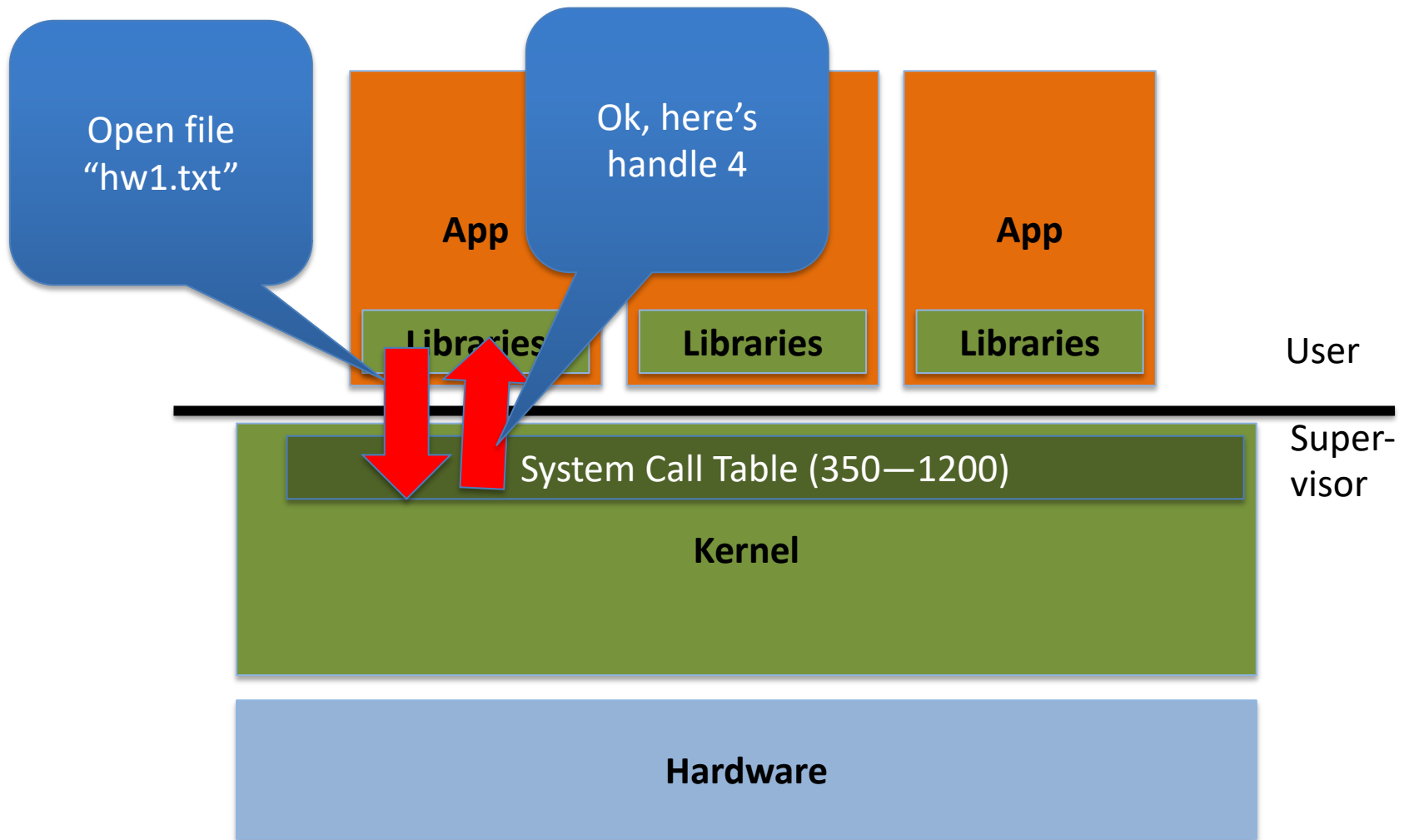


Interrupts and System Calls

Don Porter



First lecture...






Today's goal: Key OS building block

- Understand how system calls work
 - As well as how exceptions (e.g., divide by zero) work
- Understand the hardware tools available for **irregular control flow**.
 - I.e., things other than a branch in a running program
- Building blocks for context switching, device management, etc.

Background: Control Flow




```
// x = 2, y =  
true  
if (y) {  
    2 /= x;  
    printf(x) ;  
} //...
```

```
void printf(va_args)  
{  
    //...  
}
```

Regular control flow: branches and calls
(logically follows source code)

Background: Control Flow



```
// x = 0 y =  
true  
if (y) {  
    2 /= x;  
    printf(x) ;  
} //...
```

Divide by zero!
Program can't make
progress!

```
void  
handle_divzero() {  
    x = 2;  
}
```

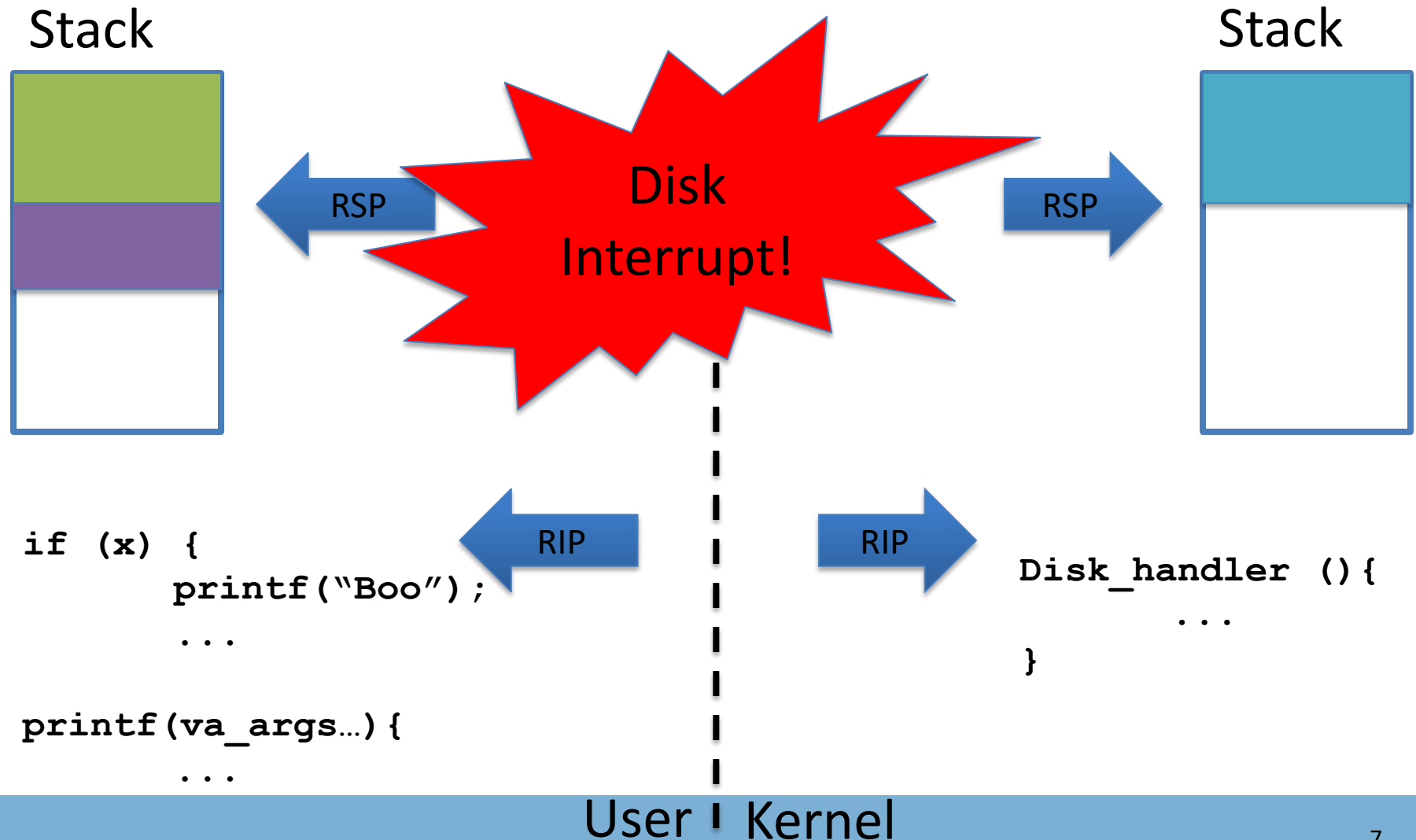
Irregular control flow: exceptions, system calls, etc.



Two types of interrupts

- Synchronous: will happen every time an instruction executes (with a given program state)
 - Divide by zero
 - System call
 - Bad pointer dereference
- Asynchronous: caused by an external event
 - Usually device I/O
 - Timer ticks (well, clocks can be considered a device)

Asynchronous Interrupt Example





Intel nomenclature

- Interrupt – only refers to asynchronous interrupts
- Exception – synchronous control transfer
- Note: from the programmer's perspective, these are handled with the same abstractions



Lecture outline

- Overview
- How interrupts work in hardware
- How interrupt handlers work in software
- How system calls work

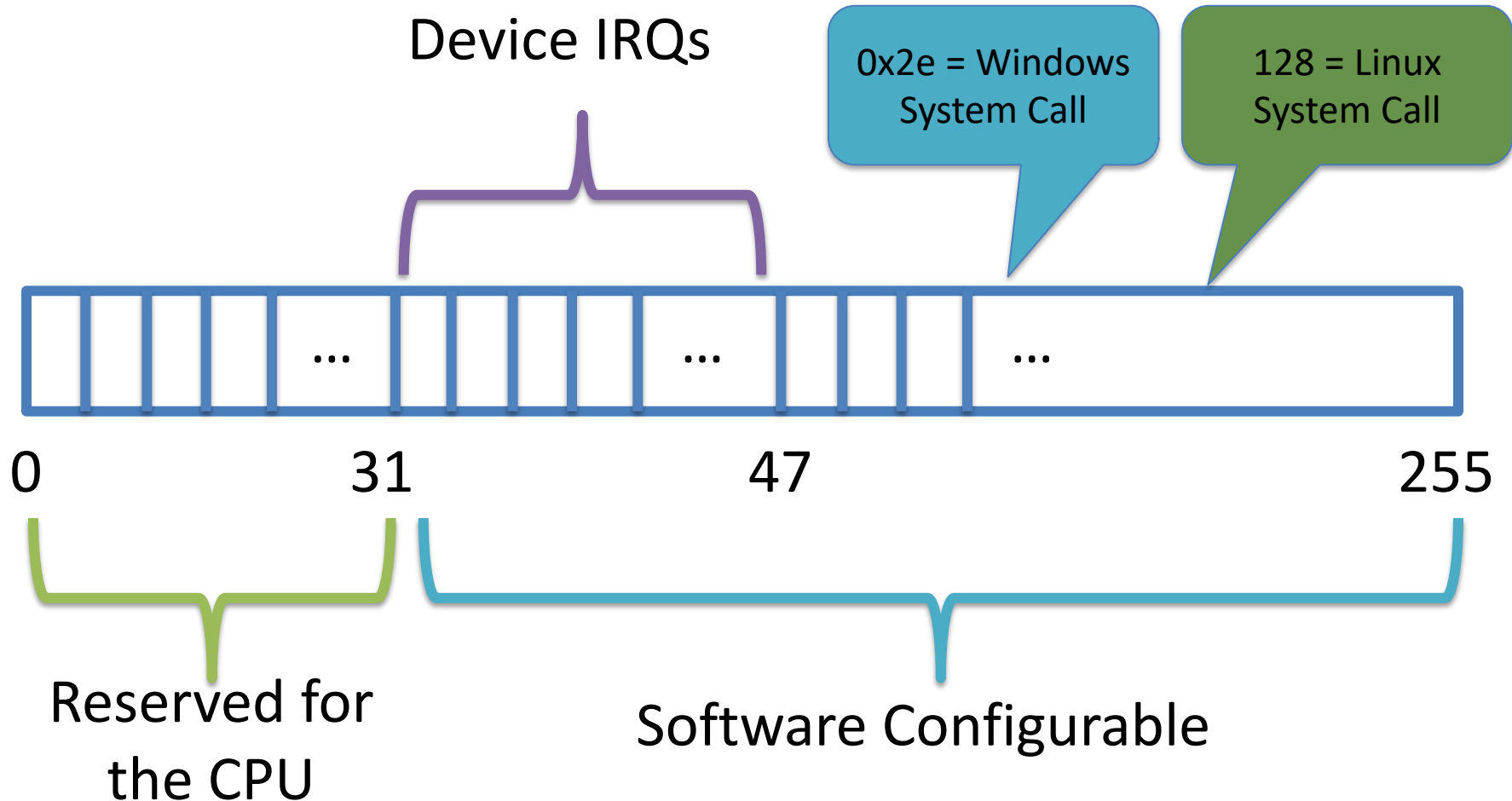


Interrupt overview

- Each interrupt or exception includes a number indicating its type
- E.g., 14 is a page fault, 3 is a debug breakpoint
- This number is the index into an interrupt table



x86 interrupt table



x86 interrupt overview

- Each type of interrupt is assigned an index from 0—255.
- 0—31 are for processor interrupts; generally fixed by Intel
 - E.g., 14 is always for page faults
- 32—255 are software configured
 - 32—47 are for device interrupts (IRQs)
 - Most device's IRQ line can be configured
 - Look up APICs for more info (Ch 4 of Bovet and Cesati)
 - 0x80 issues system call in Linux (more on this later)



What happens (high level):

- Control jumps to the kernel
 - At a prescribed address (the interrupt handler)
- The register state of the program is dumped on the kernel's stack
 - Sometimes, extra info is loaded into CPU registers
 - E.g., page faults store the address that caused the fault in the `cr2` register
- Kernel code runs and handles the interrupt
- When handler completes, resume program (see `iret` instr.)



Important digression: Register state

- Really, really, really big idea:
 - The state of a program's execution is succinctly and completely represented by CPU register state
- Pause a program: dump the registers in memory
- Resume a program: slurp the registers back into CPU

Be sure to appreciate the power of this idea

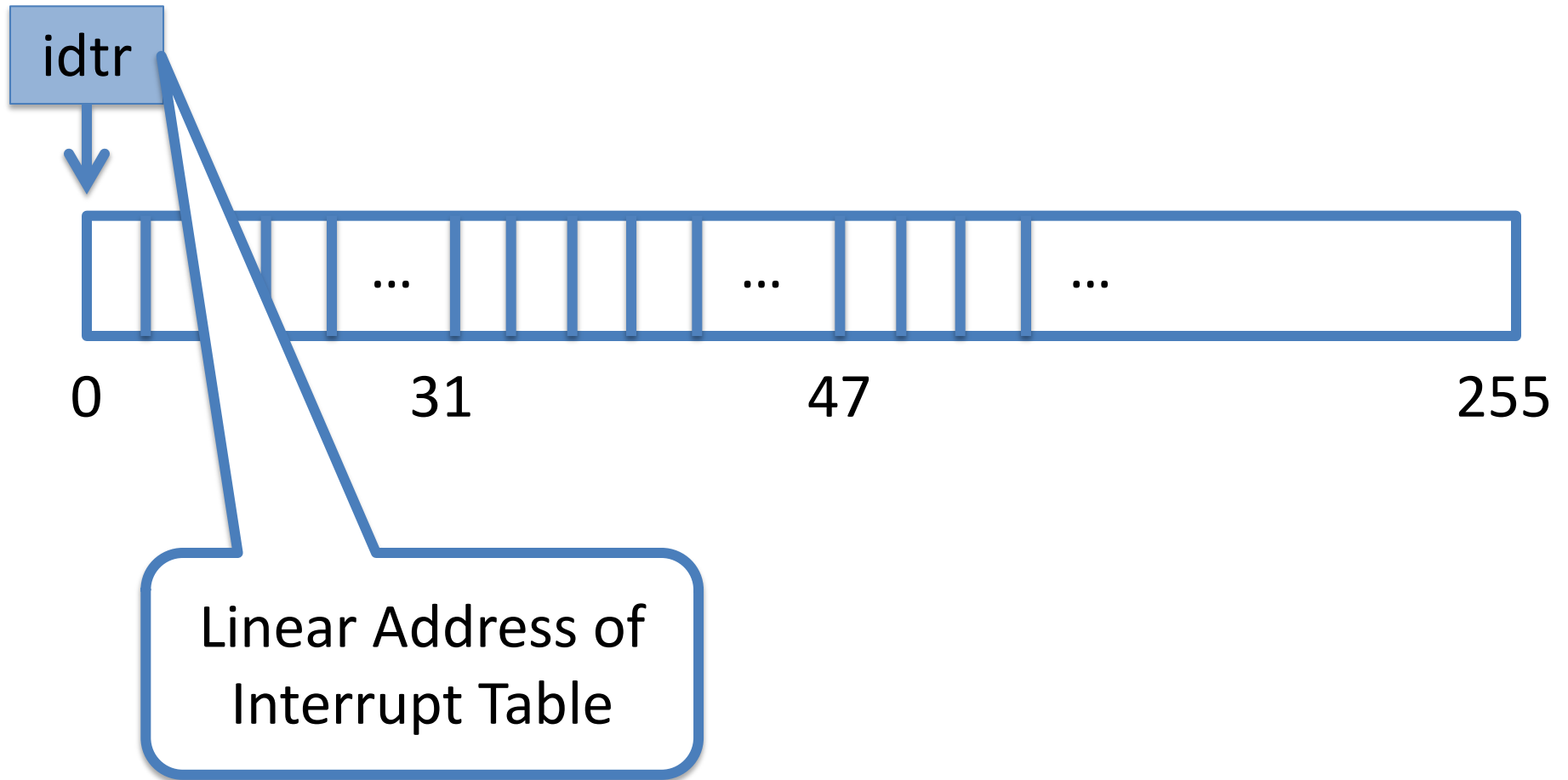


How is this configured?

- Kernel creates an array of Interrupt descriptors in memory, called Interrupt Descriptor Table, or IDT
 - Can be anywhere in memory
 - Pointed to by special register (`idt_r`)
 - c.f., segment registers and `gdtr` and `ldtr`
- Entry 0 configures interrupt 0, and so on

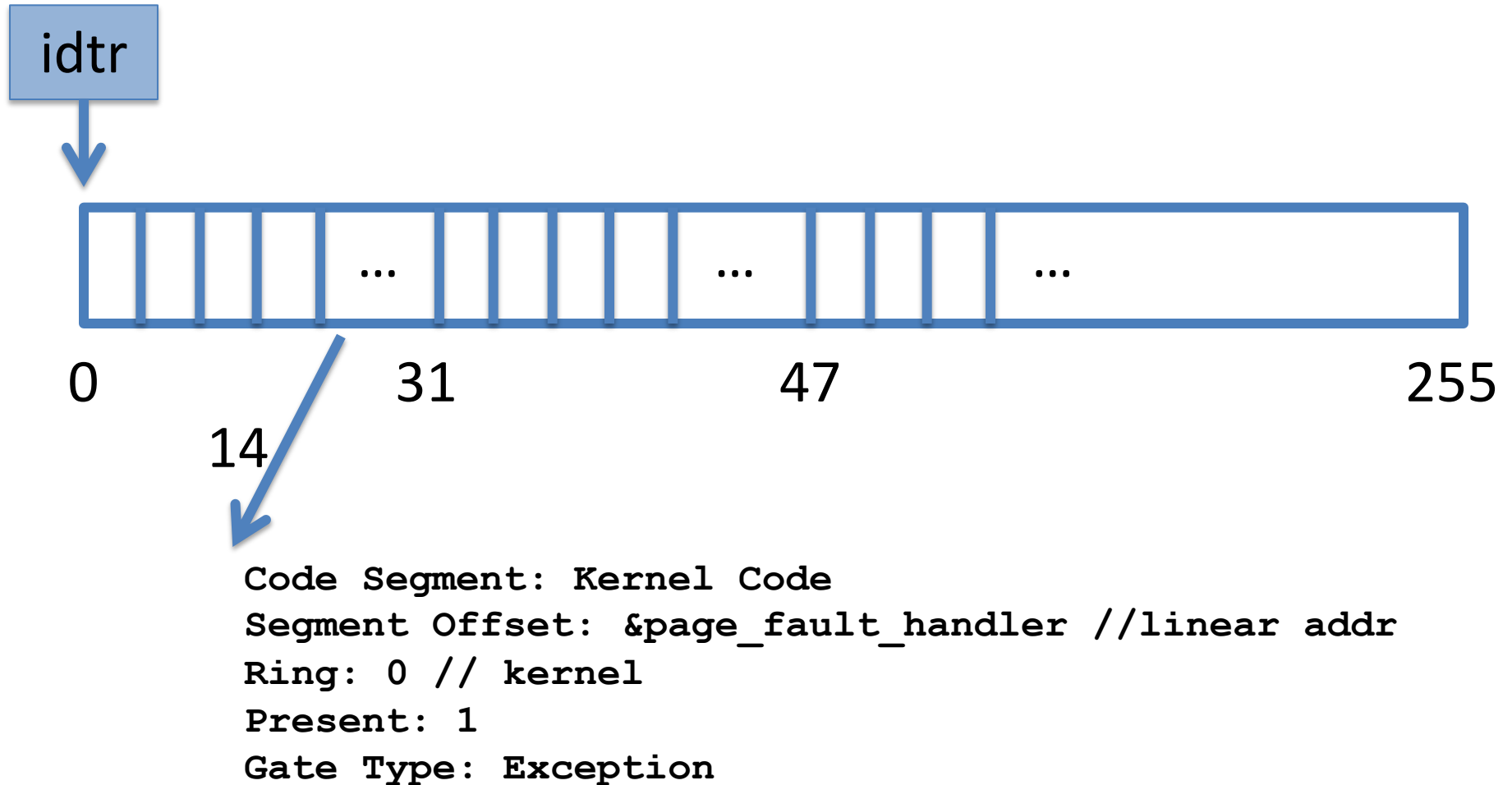


x86 interrupt table





x86 interrupt table





Software interrupts

- The `int <num>` instruction allows software to raise an interrupt
 - 0x80 is just a Linux convention.
- There are a lot of spare indices
 - You could have multiple system call tables for different purposes or types of processes!
 - Windows does: one for the kernel and one for win32k



Software interrupts, cont

- OS sets ring level required to raise an interrupt
 - Generally, user programs can't issue an `int 14` (page fault) manually
 - An unauthorized `int` instruction causes a general protection fault
 - Interrupt 13



Summary

- Most interrupt handling hardware state set during boot
- Each interrupt has an IDT entry specifying:
 - What code to execute, privilege level to raise the interrupt



Lecture outline

- Overview
- How interrupts work in hardware
- **How interrupt handlers work in software**
- How system calls work



High-level goal

- Respond to some event, return control to the appropriate process
- What to do on:
 - Network packet arrives
 - Disk read completion
 - Divide by zero
 - System call



Interrupt Handlers

- Just plain old kernel code
 - Sort of like exception handlers in Java
 - But separated from the control flow of the program
- The IDT stores a pointer to the right handler routine



Lecture outline

- Overview
- How interrupts work in hardware
- How interrupt handlers work in software
- **How system calls work**



What is a system call?

- A function provided to applications by the OS kernel
 - Generally to use a hardware abstraction (file, socket)
 - Or OS-provided software abstraction (IPC, scheduling)
- Why not put these directly in the application?
 - Protection of the OS/hardware from buggy/malicious programs
 - Applications are not allowed to directly interact with hardware, or access kernel data structures

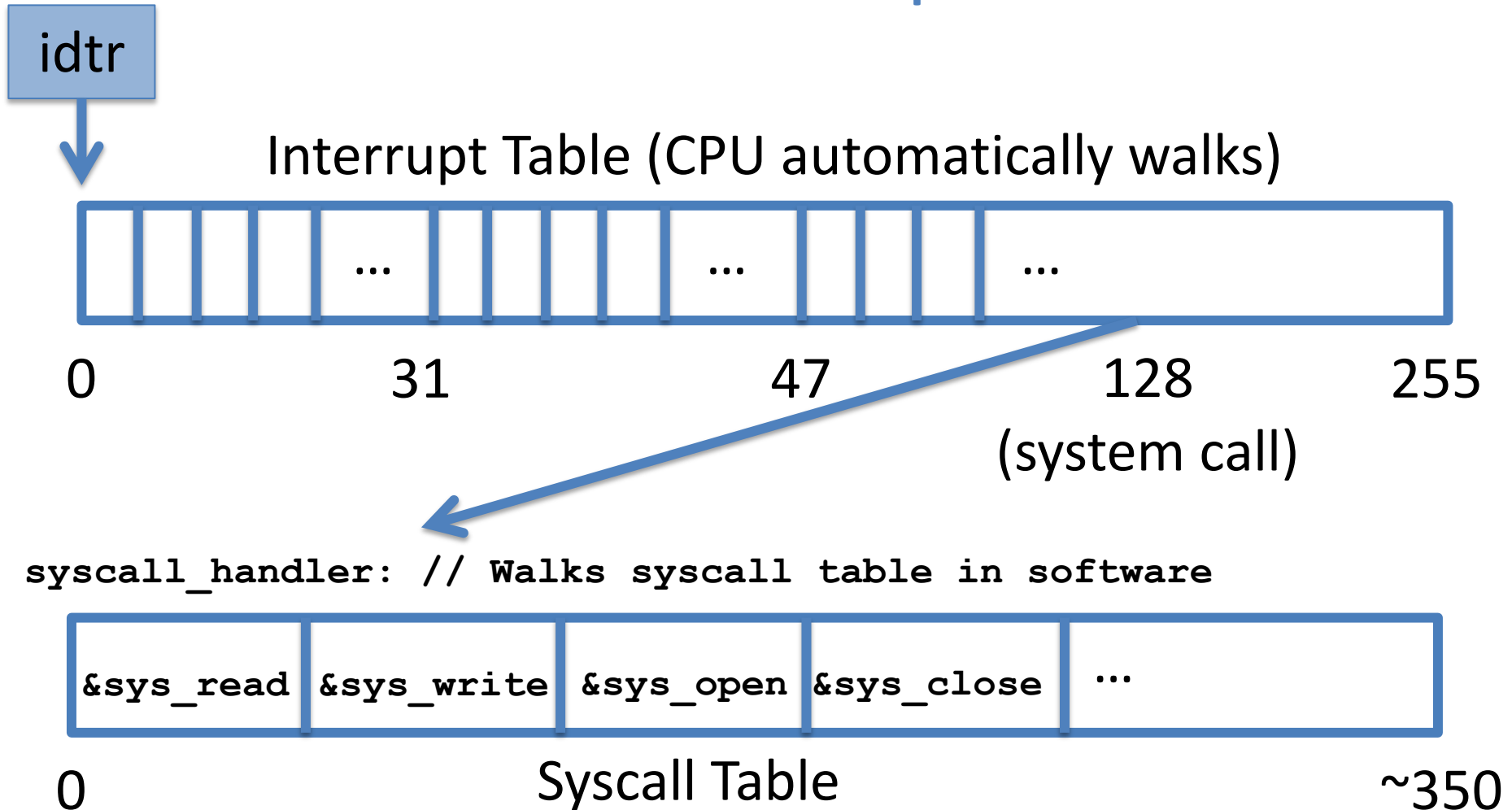


System call “interrupt”

- Originally, system calls issued using `int` instruction
- Dispatch routine was just an interrupt handler
- Like interrupts, system calls are arranged in a table
 - See `arch/x86/kernel/syscall_table*.S` in Linux source
- Program selects the system call it wants by placing index in `eax` register
 - Arguments go in the other registers by calling convention
 - Return value goes in `eax`



Two levels of function pointer tables





How many system calls?

- Linux exports about 350 system calls
- Windows exports about 400 system calls for core APIs, and another 800 for GUI methods



But why use interrupts?

- Also protection
- Forces applications to call well-defined “public” functions
 - Rather than calling arbitrary internal kernel functions
- Example (where `foo` is a system call):

```
public foo() {  
    if (!permission_ok()) return -EPE  
    return _foo(); // no permission c  
}
```

Calling `_foo()`
directly would
circumvent
permission check



Summary

- System calls are the “public” OS APIs
- Kernel leverages interrupts to restrict applications to specific functions